



ST. GABRIEL'S SECONDARY SCHOOL

24 Serangoon Ave 1
Singapore 556140
Tel: +65 62889470
Fax: +65 62898615
www.stgabrielssec.moe.edu.sg
Email: stgss@moe.edu.sg

19th July 2019

Dear Parents,

Invitation to Participate in Parents Gateway Programme

We are pleased to inform you that St. Gabriel's Secondary School will be participating in the Parents Gateway!

Parents Gateway is a mobile app specially designed for parents. Developed by MOE and GovTech, the app allows parents to engage closely with schools, receive information and perform a range of administrative functions including giving consent for school trips.

St. Gabriel's Secondary School will be participating in the Parents Gateway. This means that parents of our school will get to use the mobile app. We would like to invite you to download the free Parents Gateway mobile app on your mobile phone (available on iOS and Android platforms only) and perform a simple one-time onboarding process. Please refer to Annex A for a step-by-step guide.

From August 2019, parents who are onboard the Parents Gateway will receive information via the mobile app. The school will continue to issue hardcopy letters to parents who are unable to come onboard Parents Gateway.

Should you have any questions, please contact Mr Ho Chung Sing at ho_chung_sing@moe.edu.sg. We look forward to your support. Thank you very much!

Yours sincerely,

Stephen Chin
Principal

Annex A - Instructional Guide


Step 1 – SingPass Registration and 2FA Setup

SingPass 2-Step Verification (2FA) is required for on-boarding. If you have not registered for a SingPass or have not set up the 2FA, please visit the SingPass website (<https://www.singpass.gov.sg>), or scan the QR codes below to do so. Should you require further assistance, please contact SingPass Helpdesk at 6643-0555.



Step 2 – Download Parents Gateway Mobile App

- Open the Apple App Store or Google Play Store app on your mobile phone.
- Search for the 'Parents Gateway' mobile app, or scan the QR code below.



- Download and install the app onto your phone.
- Enable '**Allow Notifications**' to receive push notifications.


Note: Supported OS Versions - **Android 6.0 or later & iOS 9.1 or later**

Step 3 – One-Time On-boarding



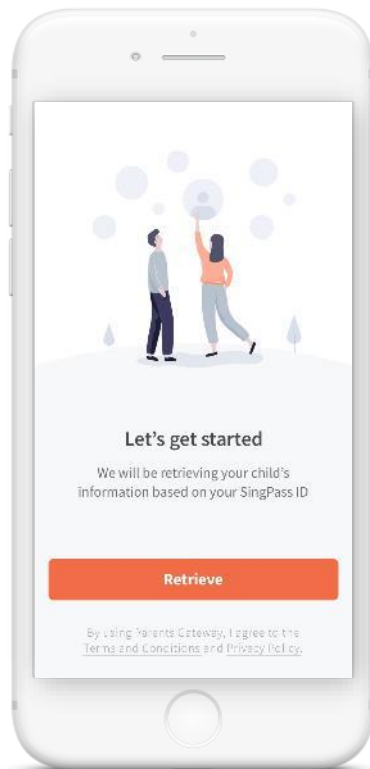
1. Tap on “Log in with SingPass”



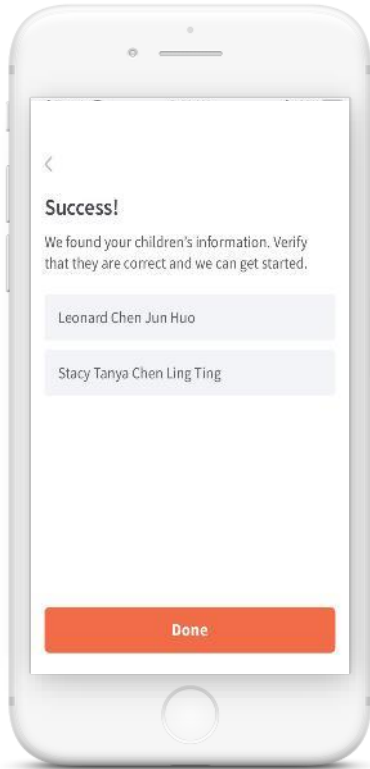
2. Log in with your SingPass (2FA)



3. Tap on “Retrieve” to retrieve your child(ren)’s information



4. Tap on "Done" to complete on-boarding



5. You should see your child(ren)'s school announcements and activities (if any)

